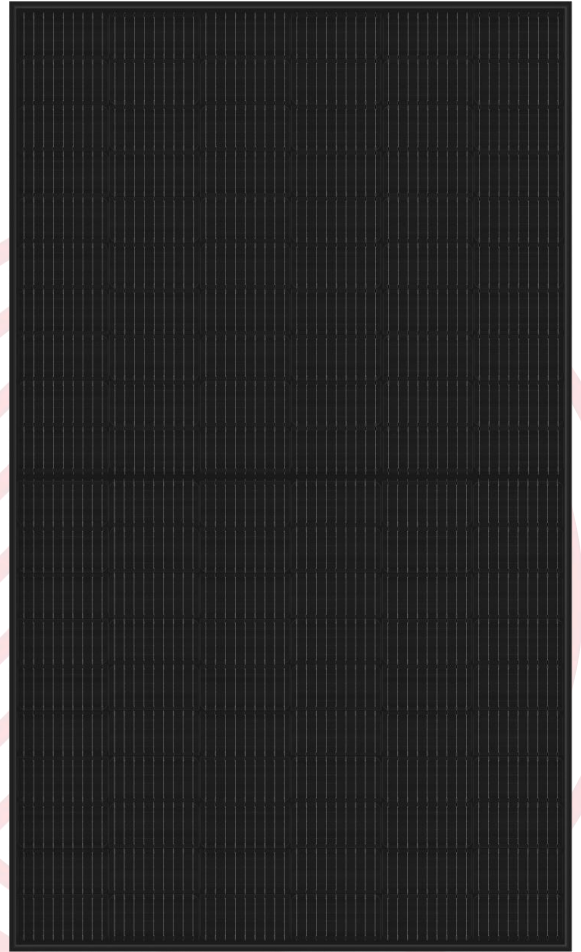


PERC Half Cut Mono-Crystalline Black

ESM 585/590/595/600/605S

0~+5W POWER TOLERANCE

High efficiency PERC P - type solar module



Module characteristics



Strong mechanical strength

Pass the wind load test of 2400Mpa and the snow load test of 5400Mpa



Low attenuation rate

Good reliability and lower LID/LETID attenuation rate.



PID resistance

The attenuation probability of PID phenomenon is minimized through solar cell production technology optimization and robust raw material quality control



Harsh environmental adaptation

Robust design for demanding climate conditions.



MBB and Half cell technique

More light utilization and current collection capabilities, effectively improving product power output and reliability



Long and reliable quality assurance

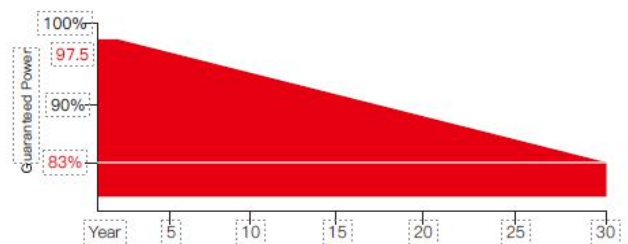
IEC61215(2016), IEC61730(2016)

ISO9001:2015: Quality management system

ISO14001:2015: Environmental management system

ISO45001:2018: Occupational health and safety management system

12 years material and workmanship warranty
30 years power linear warranty



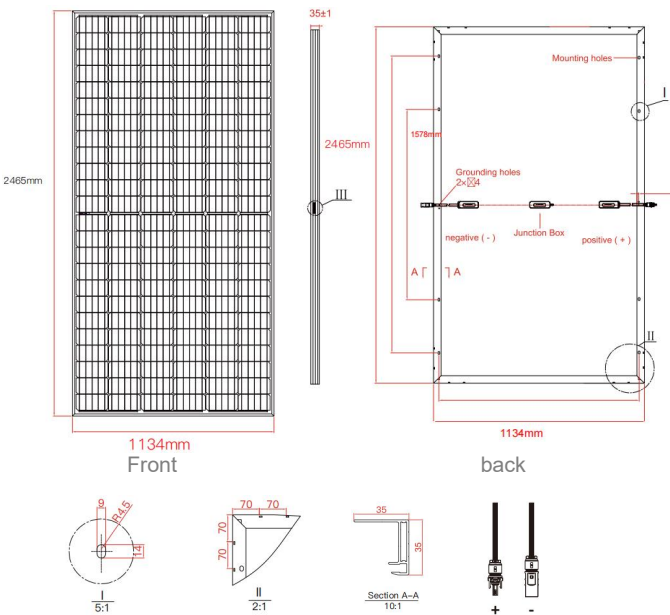
From the 2nd year to the 30th year, the average annual power decline will be no more than 0.5%.

Electrical Parameters

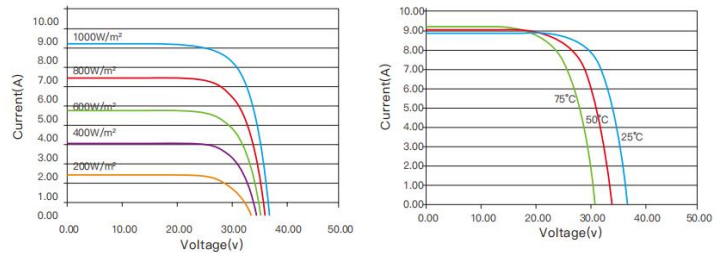
Model Type	ESM-585S		ESM-590S		ESM-595S		ESM-600S		ESM-605S	
	STC	NOCT	STC	NOCT	STC	NOCT	STC	NOCT	STC	NOCT
Maximum Power (Pmax)	585	431	590	435	595	438	600	442	605	446
Open Circuit Voltage (Voc)	53.50	50.00	53.70	50.20	53.90	50.40	54.10	50.60	54.30	50.80
Short Circuit Current (Isc)	13.87	11.18	13.94	11.23	14.01	11.28	14.08	11.33	14.15	11.38
Maximum Power Voltage (Vmp)	44.60	37.84	44.80	41.80	45.00	42.00	45.20	42.20	45.40	42.39
Maximum Power Current (Imp)	13.12	10.39	13.17	10.41	13.22	10.45	13.27	10.50	13.32	10.54
Module Efficiency - η_m (%)	21.12		21.3		21.48		21.66		21.84	
Operational Temperature	-40°C ~ +85°C									
Maximum System Voltage	1500VDC									
Maximum Series Fuse Rating	20A									
Power Tolerance	0 ~ +3%									
Temperature Coefficient of Pmax	-0.360%/°C									
Temperature Coefficient of Voc	-0.260%/°C									
Temperature Coefficient of Isc	+0.046%/°C									
Nominal Operating Cell Temperature	45 ± 2°C									
Safety Class	Class II									
Max Load (Front/back)	5400Mpa/2400Mpa									

STC: Irradiance 1000W/m² Cell temperature 25°C Atmospheric quality = 1.5
 NOCT: Irradiance 800W/m² Ambient temperature 25°C Atmospheric quality = 1.5 Wind speed 1m/S

Mechanical Diagrams



Curve



Packing Details

31pcs/pallet

40HQ: 16 pallets/40HQ, 496pcs/40HQ

EINNOVA SOLARLINE ENERGY CORP. LIMITED

210000 Nanjing
 PEOPLE'S REPUBLIC OF CHINA
 TEL: +86-25-8479-2033
 Cell: +86-138-13088384
 EMAIL: emma.wu@einnova-solarline.com
 Website: www.einnova-solarline.com

Specification

Cell type	mono crystalline 182*91mm
Half-cell quantity	156pcs(26×6)
Dimension	2465×1134×35mm
Weight	31kgs±3%
Glass	3.2mm tempered glass and AR coated
Frame	Black Anodized Aluminum Alloy
Junction Box	IP68
Cable	1100mm (can be customized)

The company reserves the right of final right of adjustment of this file.