

## TOPCon N type Bifacial Mono-crystalline 580-600Watt

0~+5% POWER TOLERANCE

High efficiency TOPCon N - type solar module



### Module characteristics



**Strong Mechanical Strength**  
Passes the wind load test of 2400Mpa and the snow load test of 5400Mpa



**Lower attenuation**  
N-type, Components have better reliability and lower LID/LETID attenuation



**PID resistance**  
The attenuation probability of PID phenomenon is minimized through solar cell production technology optimization and raw material control



**Harsh environmental adaptation**  
Third party certification for salt spray and ammonia corrosion tests

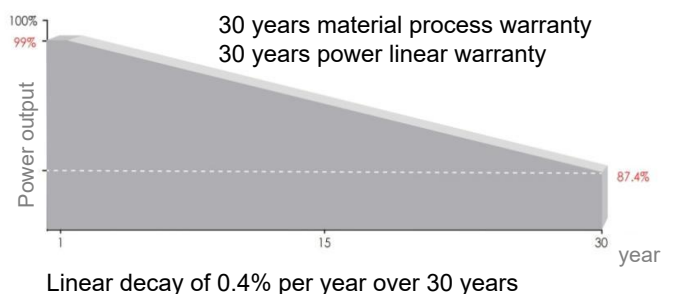


**Multiple busbar and Half cell technique**  
More light utilization and current collection capabilities, effectively improving product power output and reliability



### Long and reliable quality assurance

IEC61215(2016), IEC61730(2016)  
ISO9001:2015: Quality management system  
ISO14001:2015: Environmental management system  
ISO45001:2018: Occupational health and safety management system



## Electrical Parameters

Model Type	ESM-580T		ESM-585T		ESM-590T		ESM-595T		ESM-600T	
	STC	NOCT	STC	NOCT	STC	NOCT	STC	NOCT	STC	NOCT
Maximum Power (Pmax)	580	437	585	441	590	445	595	449	600	453
Open Circuit Voltage (Voc)	51.00	48.37	51.14	48.46	51.26	48.54	51.38	48.62	51.46	48.70
Short Circuit Current (Isc)	14.39	11.73	14.46	11.82	14.47	11.89	14.54	11.98	14.61	12.07
Maximum Power Voltage (Vmp)	42.19	39.71	42.27	39.84	42.36	39.91	42.45	39.98	42.54	40.06
Maximum Power Current (Imp)	13.75	11.00	13.84	11.07	13.94	11.15	14.02	11.23	14.10	11.31
Module Efficiency - $\eta_m$ (%)	22.44		22.64		22.83		23.02		23.21	
Operational Temperature	-40°C~+85°C									
Maximum System Voltage	1500VDC									
Maximum Series Fuse Rating	25A									
Power Tolerance	0~+5w									
Temperature Coefficient of Pmax	-0.310%/°C									
Temperature Coefficient of Voc	-0.260%/°C									
Temperature Coefficient of Isc	+0.046%/°C									
Nominal Operating Cell Temperature	45±2°C									
Safety Class	Class II									
Max Load (Front/back)	5400Mpa/2400Mpa									

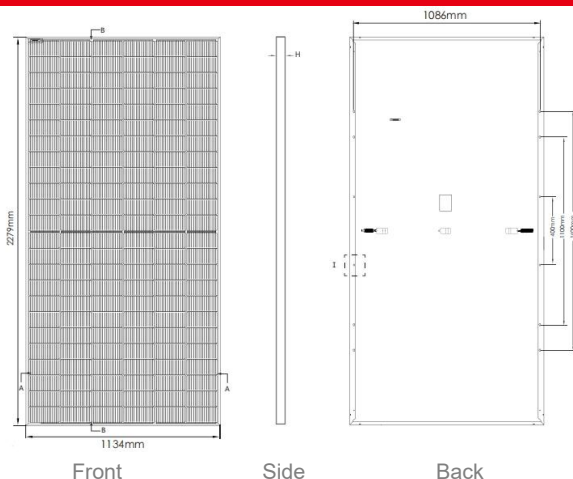
STC: Irradiance 1000W/m<sup>2</sup>  
NOCT: Irradiance 800W/m<sup>2</sup>

Cell temperature 25°C  
Ambient temperature 20°C

Atmospheric quality =1.5  
Atmospheric quality =1.5

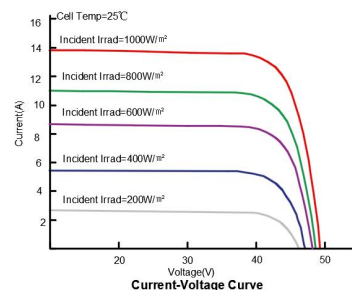
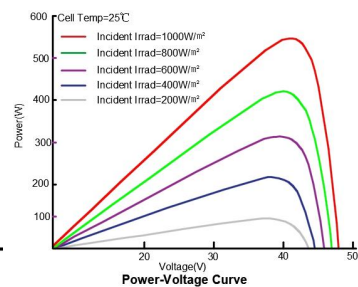
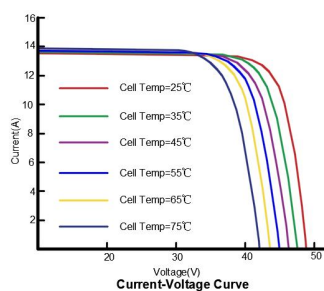
Wind speed 1m/S

## Mechanical Diagrams



Length: ± 2mm  
Width: ± 2mm  
Thickness: ± 1mm  
Hole pitch: ± 2mm

## Curve



## Packing Details:

36pcs/pallet, Pallet size: 2314×1130×1245mm

40GP:20 pallets/40HQ, 720pcs/40'HQ

### EINNOVA SOLARLINE ENERGY CORP. LIMITED

210000 Nanjing  
PEOPLE'S REPUBLIC OF CHINA  
TEL : +86-25-8479-2033  
Cell: +86-138-13088384  
EMAIL : emma.wu@einnova-solarline.com  
Website: www.einnova-solarline.com

## Specification

Cell type	N type mono crystalline 182.2*183.75mm
Half-cell quantity	144pcs (6×22)
Dimension	2279×1134×30mm
Weight	28kg±3%
Glass	3.2mm, tempered and AR coated
Frame	silver/Black Anodized Aluminum Alloy
Junction Box	IP68
Cable	400mm (or customized)